

# Vermont COVID-19 Data Summary

Reflecting cases identified between  
March 5, 2020 – April 28, 2022



Date published: April 29, 2022. This summary will be updated every other Friday.



# Common Terms and Data Sources

This document contains information about people who have tested positive for COVID-19 in Vermont. You will find data presented in a few different ways throughout this document:

- **Count:** the number of people who have tested positive for COVID-19 (overall or in a particular group)
- **Rate:** the number of people who have tested positive for COVID-19 in a particular group, divided by the total number of people in that group. Using rates allows for more direct comparisons between groups.
- **Growth rate:** a measure of the percent change in COVID-19 cases over time; this tells us how quickly or slowly the disease is spreading in Vermont

For geographic information, please see the [COVID-19 Data Dashboard](#). For more information on data sources, please see our [Data Notes](#) document.

# Table of Contents

Click on a box below to jump to that section

Overview of COVID-  
19 in Vermont

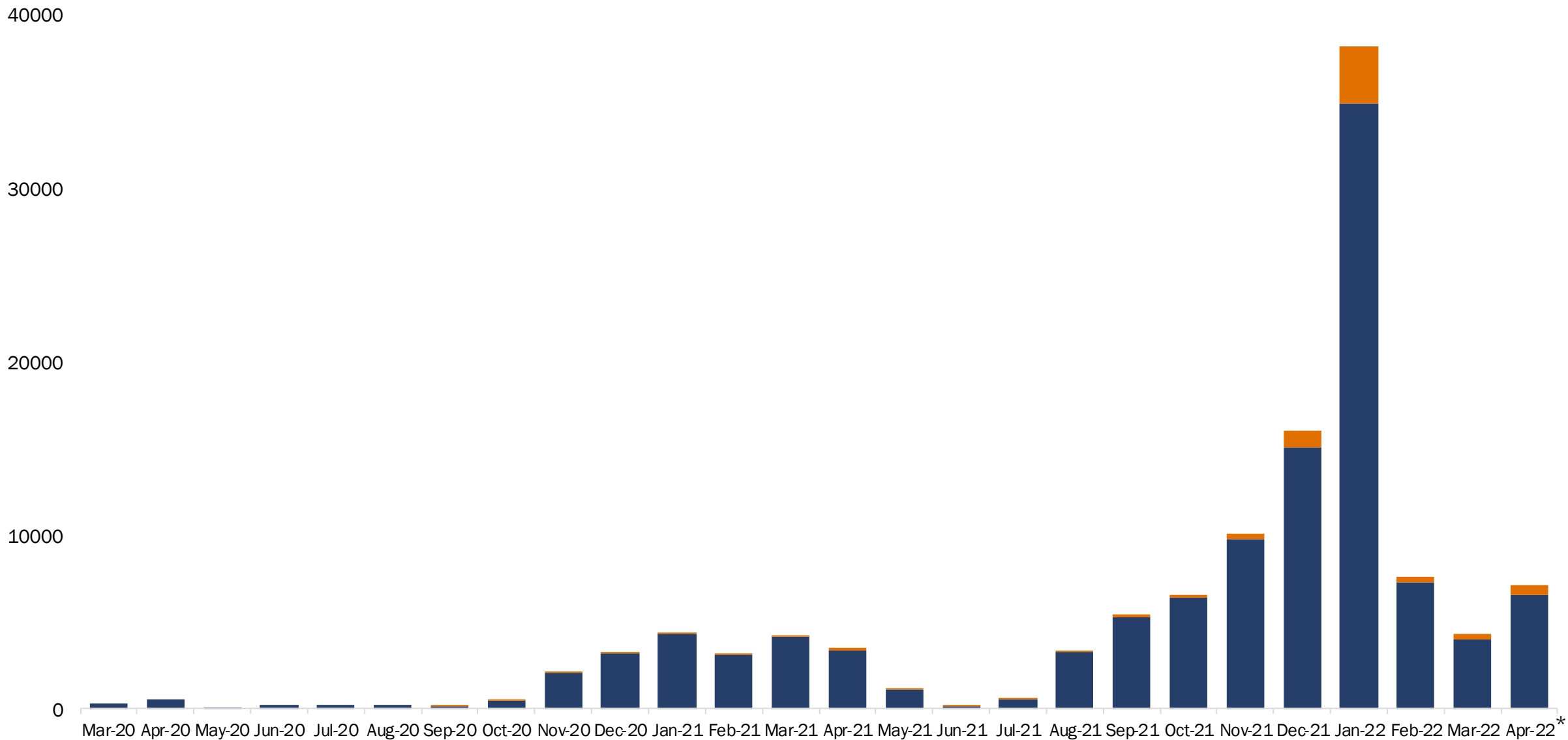
Clinical Course

Vaccine  
Breakthrough

# COVID-19 in Vermont

An overview of our number of cases to date

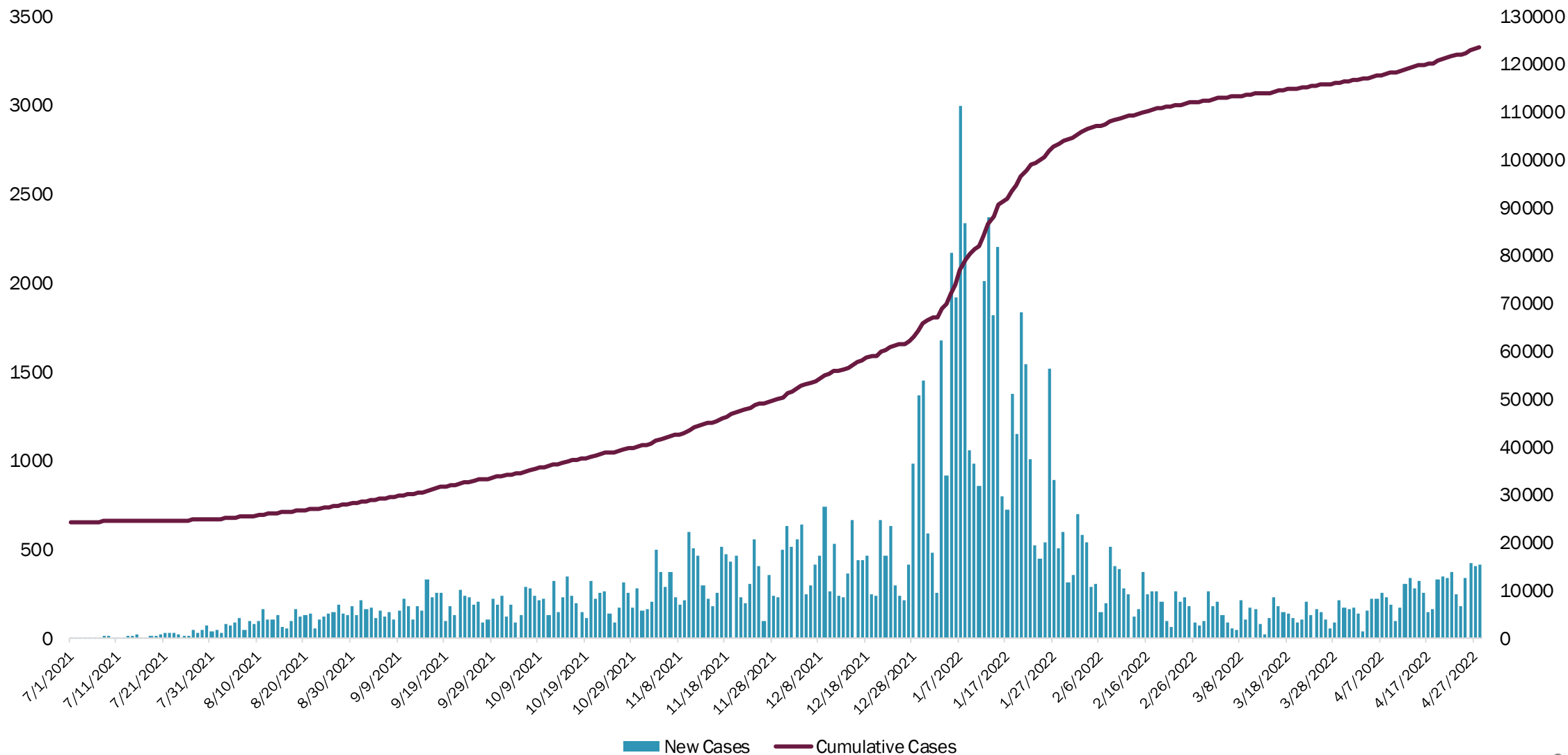
# Total Number of **Confirmed** and **Probable** Cases in Vermont: 123,842



\*Note: April 2022 is a partial month of data

Vermont Department of Health

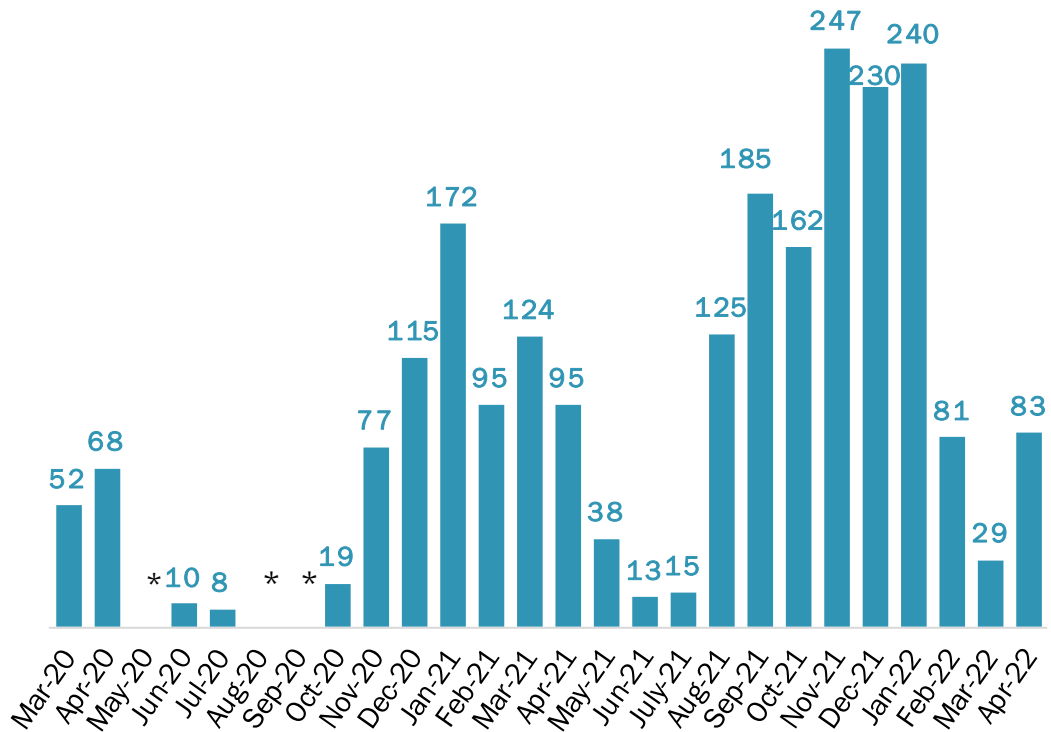
**The proportion of Vermont cases of the Delta variant began to increase in early July, resulting in steady daily case growth between August and December 2021. In December, the Omicron variant arrived in Vermont and further increased daily case growth through January 2022.**



# Clinical Course

How many Vermonters have been hospitalized? How many have died?

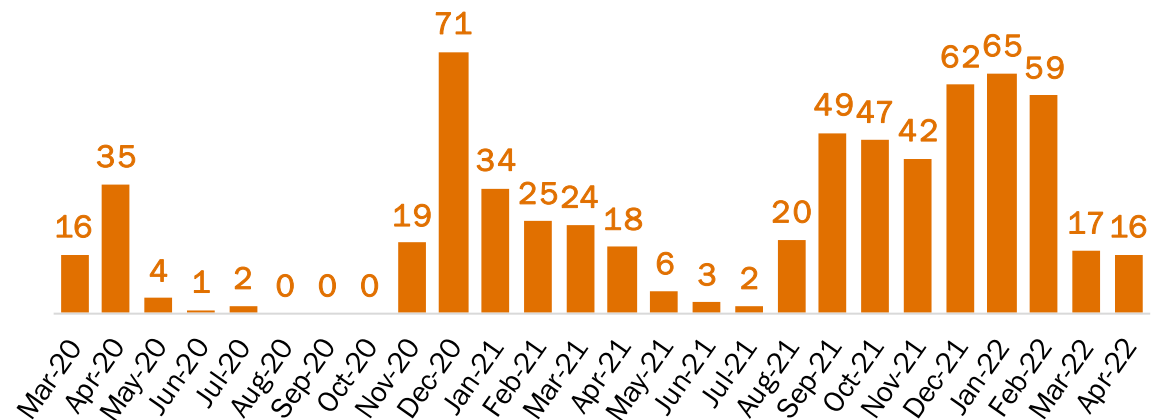
## Number of Hospitalizations Over Time



Note: On January 7, 2022 historic hospitalizations increased for some months. This was due to additional hospitalizations being identified via routine data cleaning.

\*Values suppressed due to small numbers  
 Note: April 2022 is a partial month of data  
 Vermont Department of Health

## Number of Deaths Over Time



Note: On April 9, 2021 the methodology for generating this graph changed. It now shows number of deaths by the month in which the person died, not the month in which their case of COVID-19 was reported to the Health Department.



# Vaccine Breakthrough Cases

How many cases are among fully vaccinated Vermonters?

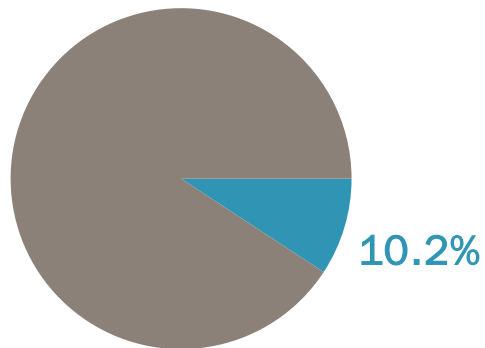
**Vaccines prevent the vast majority of severe hospitalizations and deaths.**

**A small percentage of fully vaccinated people may still become infected with COVID-19.**

**Vaccine breakthrough occurs when a fully vaccinated person becomes infected with COVID-19.**

**Vaccine breakthrough occurs with any vaccine, including vaccines for measles, mumps, flu and others.**

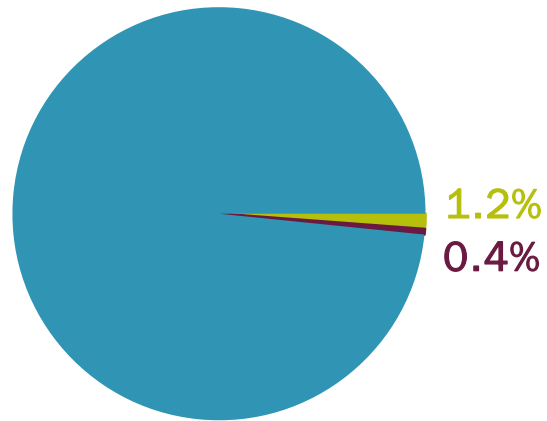
**Fully Vaccinated Vermonters**



**About 486,000 people have been fully vaccinated in Vermont.**

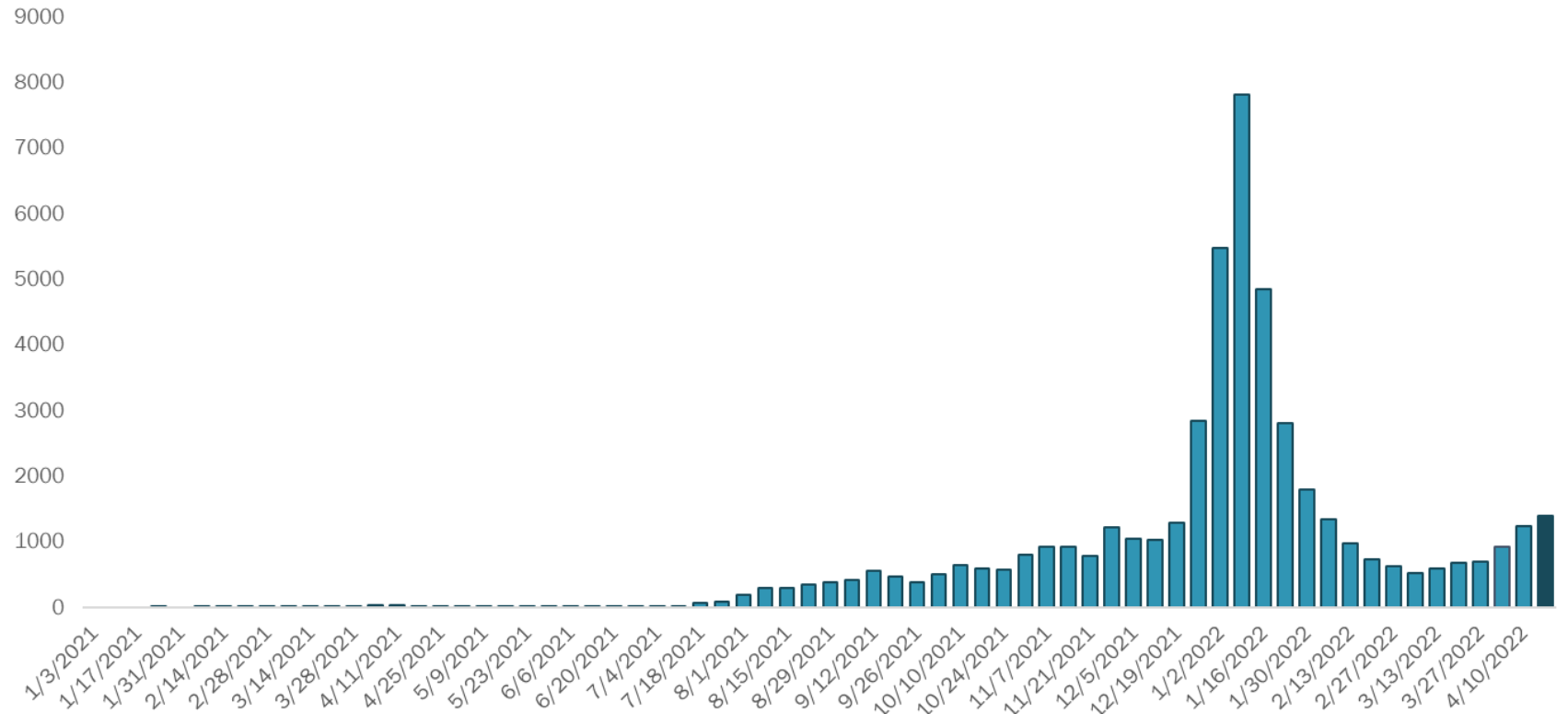
**The breakthrough cases represent a small portion, about 10.2%, of the fully vaccinated population.**

# Cases COVID-19 Among Fully Vaccinated Vermont Residents Since January 2021



To date there have been **583 hospitalizations** and **213 deaths** among the **49,427 cases** of vaccine breakthrough.

Fully Vaccinated COVID-19 Cases by Week



**Fully vaccinated:**

14 days after administration of the second dose of the Pfizer or Moderna vaccine, and 14 days after the administration of the single Johnson and Johnson dose.

Source: Vermont Department of Health, 2020-2022.



## Learn more about COVID-19 in Vermont:

**Web:** [www.healthvermont.gov/COVID-19](http://www.healthvermont.gov/COVID-19)

**Email:** [AHS.VDHPublicCommunication@vermont.gov](mailto:AHS.VDHPublicCommunication@vermont.gov)

**See more data:** [Weekly Data Summaries](#)