

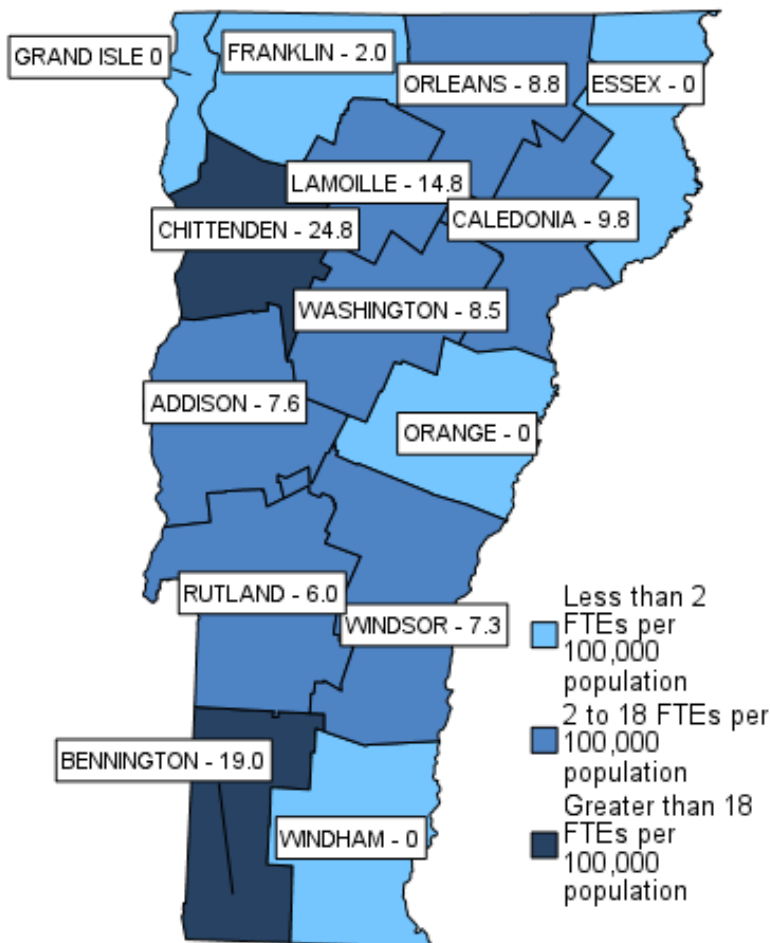
Overview

This opticians census is part of the Vermont Department of Health's health care provider data program, which is used to monitor and measure the supply of health care providers in our state over time.

Vermont opticians are relicensed every two years. Data for this report was obtained during the July 2022 relicensing period and represents a snapshot of the profession at that time.

Opticians dispense glasses and contact lenses based on the prescriptions of an optometrist or ophthalmologist. Their job also includes molding eyeglass frames to fit and advising patients on proper care of their eyewear. Opticians also have administrative duties.

Opticians FTEs per 100,000 population by county



In Brief

Workforce

Survey period: July 2022
 Response Rate: 100%
 Licenses renewed: 99
 Active in VT: 83
 VT Full-time Equivalents: 72.7

Demographics

% Female: 66.3 %
 Median Age: 49
 % 60 or older: 19.3%

Education and Training

% Educated in Vermont: 79.3%
 % Educated in Northeast: 97.6%

Specialties

80.7% mainly provide eyeglasses
 12.0% mainly provide primary eye care

Current Employment

% Working full-time hours at one site: 56.6%
 % Working at multiple sites: 18.1%
 % Planning to reduce hours: 3.7%
 % Planning to seek non-clinical job: 1.2%

Geographic Distribution

(FTEs per 100,000 population)
 Highest: 24.8, Chittenden County
 Lowest: No FTEs reported, Essex, Grand Isle, Orange and Windham Counties

Trends in Statewide FTEs

2016: 86.0
 2018: 97.5
 2020: 72.0
 2022: 72.7

Workforce

- 99 opticians renewed their licenses during the surveyed period and 99 of these completed the workforce survey for a response rate of 100%
- Out of the 99 respondents, 83 (83.8%) indicated they are actively practicing as opticians in Vermont.
- Of the 16 respondents reporting a non-active status, 8 (50%) indicated they were planning to start working as an optician in Vermont within the next 12 months.
- The remainder of this report is based on the 83 opticians who reported actively working in Vermont.

Full Time Equivalent (FTEs)

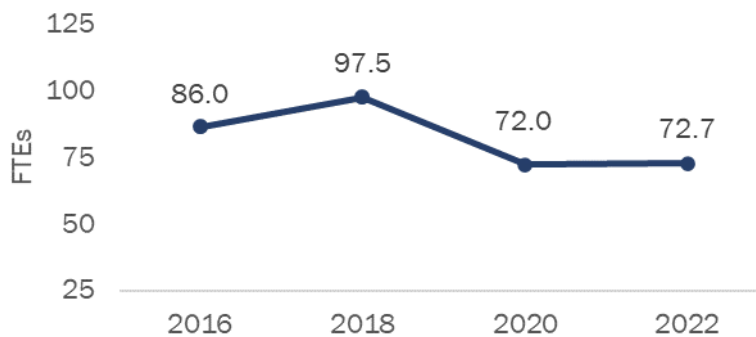
- 83 opticians provide 72.7 total FTEs.
- Over half, 56.6%, (47) of opticians work 40 or more hours per week at their main site.
- 13.7 FTEs, or 18.8% of total FTEs, are provided by 16 opticians aged 60 or older.

Average weekly hours – at main site	Number	Percent
Less than 20 hours	8	9.6%
20-39 hours	28	33.7%
40 hours or more	47	56.6%

Trends in Statewide FTEs

- After increasing between 2016 and 2018, optician FTEs decreased by 24.8 from 97.5 in 2018 to 72.7 in 2022.
- From 2020 to 2022, FTEs increased by 0.7.

Optician FTEs by Year



Demographics

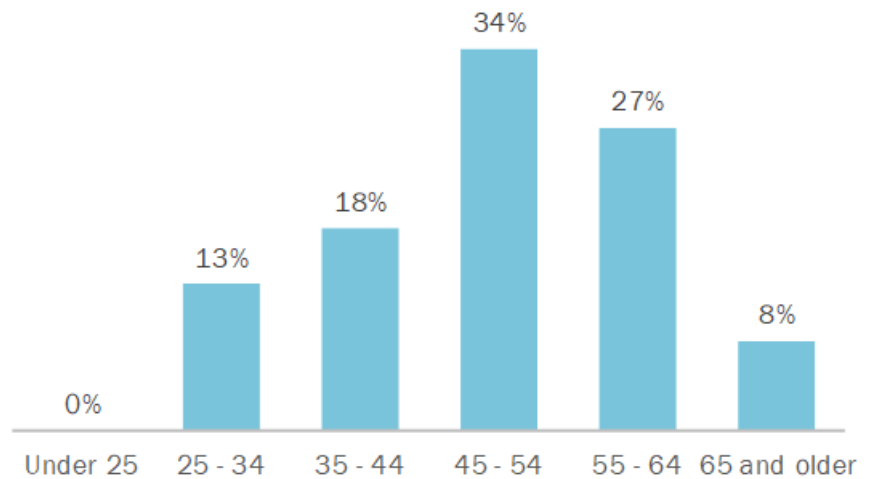
Gender

- 66.3% of the opticians in Vermont (55) are female.
- 33.7% (28) are male.

Age

- 13.3% (11) are under 35 years of age.
- 51.8% (43) are between 35 and 54 years of age.
- 34.9% (29) are 55 years of age and older.

Age Distribution of VT Opticians



Race and Ethnicity

Respondents were asked to select their race and could select multiple responses or choose not to answer, therefore numbers may not equal the total number of opticians.

- 77 opticians are white (92.8%), 1.2% are Asian, 1.2% are Black, 1.2% are American Indian or Alaskan Native, and none selected Native Hawaiian or Pacific Islander. Three preferred not to answer (3.6%).
- No opticians reported being Hispanic, Latino/a, or of Spanish origin, and 4.8% (4) preferred not to answer the question.

Education and Trainings

- 26.5% (22) of opticians have an associate or bachelor's degree.
- 66.3% (55) completed an apprenticeship.
- 96.4% (80) successfully completed the National Opticianry Competency Examination (NOCE) sponsored by the American Board of Opticianry (ABO).
- Most of the 83 opticians in Vermont in 2022 completed their degrees in the Northeast (97.6%) as seen in the table to the right.

Region where training/educ. occurred	Number	Percent
Vermont	65	79.3%
Northeast excluding Vermont	15	18.3%
South	1	1.2%
West	1	1.2%
* Missing data from 1 individual		

Practice Characteristics

Number of sites

- 81.9% of opticians (68) work at a single practice site.
- 18.1% (15) work at two or more practice sites.

Practice Setting

- 47% (39) of opticians work in an independent optometry clinic.
- 27.7% (23) work in an optician shop.

Practice setting	Number	Percent
Independent Optometry Clinic	39	47.0%
Optician Shop	23	27.7%
Chain Optometry Clinic	12	14.5%
Ophthalmology Office	3	3.6%
Other	6	7.2%

Specialties

- The most common primary specialty of opticians is eyeglasses (80.7%), followed by primary eye care (12%).

Access to Care

- 54.2% accept Medicaid patients at their main site
- 65.9% accept Medicare patients at their main site.

Current Experience

- Median time since first licensed as an optician: 15 years.
- 19.8% (16) of opticians started working in Vermont over 25 years ago.

Future Plans

- 85.4% (70) plan to continue working as they had been in the next 12 months.
- 3.7% (3) plan to increase their hours in the next 12 months.
- 3.7% (3) plan to reduce their hours.
- 1.2% (1) plan to seek a job in a different field.
- No opticians reported planning to retire in the next 12 months.

Key Takeaways

- 83 opticians are active in Vermont and provide 72.7 total FTEs.
- After increasing between 2016 and 2018, optician FTEs decreased by 25.5 FTEs between 2018 and 2020, with an increase of less than one FTE between 2020 and 2022.
- Relative to population, opticians are most common in Chittenden and Bennington counties.
- There are no opticians practicing in Essex, Grand Isle, Orange, or Windham counties.

For more information, contact: AHS.VDHPPhysicianCensus@vermont.gov

Appendix

Active Opticians

An optician who reported working in Vermont as an optician (regardless of how many hours) is considered active.

Census

The census was taken during the biennial optician relicensing process which ended on July 31, 2022. The data include all licensed opticians except for new licensees enrolled less than three months before the renewal date (May - July 2022), as their license was valid until the next renewal date of July 31, 2024. Census questions are available upon request.

Full Time Equivalent (FTE)

Full time is defined as 40 or more working hours in Vermont per week, 48 weeks or more per year. An optician reporting more than 40 hours per week is defined as one FTE regardless of the number of hours over 40 per week worked.

Main Practice, Site, Setting, and Specialty

The main practice, site, setting, or specialty refer to the practice in which the optician worked the greatest number of annual hours.

Map Quartiles

Map colors define quartiles. The lowest 25% of FTE equivalents to population ratio is displayed in the lightest color, the middle 50% in medium, and highest 25% in the darkest color.

Missing data

Unless otherwise noted, missing data are excluded from tables. Thus, totals may vary from table to table.

Population Estimates

Population estimates are for July 2022 and were provided by the Department of Health.

Weekly Hours

Average weekly hours are based on hours and weeks reported, adjusted to a full-time 48-week working year (hours * (weeks/48)). Thus, the average weekly hours for an optician working 40 hours a week for half the year (24 weeks), is 20.